

GHARIENI

Catalogue 2009

Catalogue 2009



are you

the next?

the next?

are you

The Dolder Grand ***** Zurich, Switzerland
Rixos Ottoman Palace***** Dubai, UAE
Le Meridien***** Stuttgart, Germany
The Ritz Carlton***** Istanbul, Turkey
Crowne Plaza***** Kuwait City, Kuwait
Scandic Sanadome***** Nijmegen, The Netherlands
Hotel Union***** Geiranger, Norway
Villa Didon***** Carthage Byrsa, Tunisia
Hotel Bad Schachen***** Lindau, Germany
Brenner's Park***** Baden-Baden, Germany
Hotel Arlberg***** Lech am Arlberg, Austria
Best Western Konrad Zuse Hotel***** Hünfeld, Germany
Hotel Alpenhof***** S Tux, Austria
Grand Hotel Huis ter Duin***** Noordwijk, The Netherlands
Guitart Hotels Spain
Grupotel Spain
Wald & Schlosshotel Friedrichsruhe***** S Germany
Hotel Prezydent***** Krynica-Zdrój, Poland
Grand Hotel Kempinski***** Strba-Strbské Pleso, Slovakia
Hotel Erbprinz ***** S Ettlingen, Germany
Le Royal Hotel Jordan ***** Amman, Jordan
Silence-Hotel Bütgenbacher Hof ***** Bütgenbach, Belgium

And many more...



Spa Division
The Dolder Grand ****
Zurich, Switzerland





Spa Division
Hotel Bad Schachen ****
Lindau, Bodensee, Germany





Spa division
Hotel See Park ****
Geldern, Germany





Beauty School
Herwig-Blankertz-Berufskolleg,
Recklinghausen, Germany



MLW F1 Select



The MLW F1 Select has been developed based on the MLW series. It has a brand new optic and unique features that were developed especially for this spa couch.

The MLW F1 Select has an optimized working area that lets the therapist enough space for getting all treatments done without any restriction.

The new side cases are not only for optical purposes but they give also the possibility to decorate and to put products inside to facilitate your work on this superb couch.

For every part of the couch like for example for the metal side parts, the wooden parts, the trashes as well as the upholstery you can select the colour combination that fits the best to the interior of your wellness spa. It is real a selected couch. Available colours for the metal and wooden parts are white, titan, bronze and black/brown. The wooden parts can be also in wenge or other wood decor. The upholstery is a bicolour one and for selection of colours white, cream and choco are available. The trays can be chosen in white or black anthrazit colour.

The MLW F1 Select has 4 actuators that can be operated separately and also simultaneously through 3 different devices. Select means here again that you can select between those 3 different remote control possibilities.

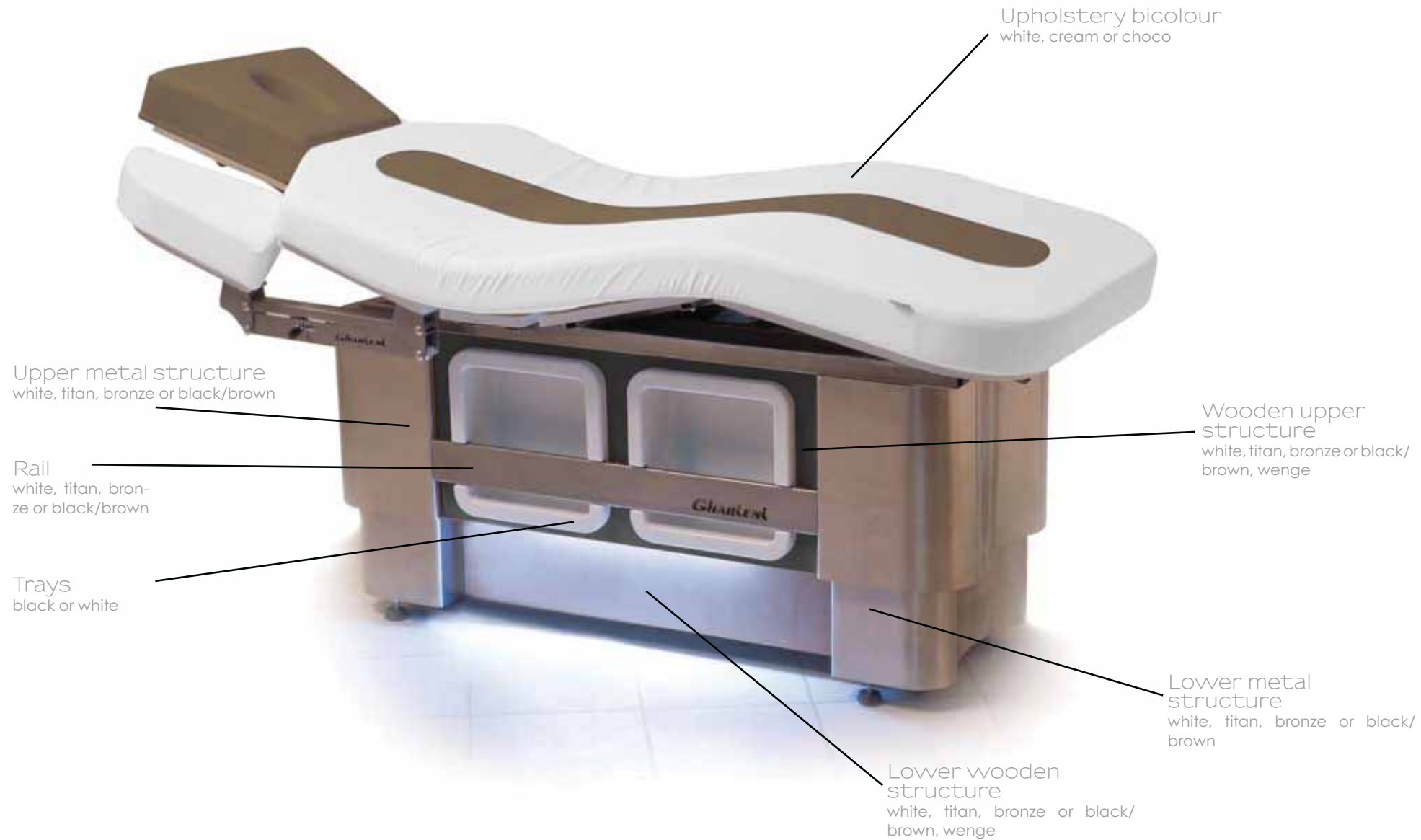
The hand held device with cable allows also the selection of up to 10 memory positions as well as a reset to zero position. For safety we added a "Sperr" function.






The infrared remote control allows a cable free working. You can save and select up to 3 memory positions.

For people that prefer setting working position not manually but by foot control we developed a foot device that allows not only the use of the actuators separately but also the setting of up to 2 memory positions.

Technical specifications

- Height: 58 cm - 91 cm
- Length: 203 cm
- Width: S: 76 cm / M: 85 cm / L: 92 cm
- Lifting capacity: 160 kg
- Carrying capacity: approx. 160 kg





MLW Amphibia

The two-in-one all-rounder! Whether classical face or body treatment "ashore" or relaxing Spa therapies "on water", the MLW Amphibia combines both possibilities and provides absolute flexibility and keeps you working in the trend of actual variants of treatment. This new development combines wellness and SPA in minimum space-the MLW Amphibia. Turn this version of the MLW from a luxurious wellness massage table into an extravagant water treatment bed. Four motors offer a lot of positions via automatic adjustment of height, back part, thigh part and legrest. Up to four treatment positions can be stored and recalled by memory function. The headrest can be tilted up to 30° upwards and downwards by gas spring. The armrests are lowerable as well, for dorsal treatment.

This version of the MLW is equipped with our Triple-Airback technology. As a result the upholstery can be electropneumatically adjusted to the anatomy of the body at three different areas.

The middle upholstery can be replaced by a water-filled cushion. So the lying area gets the typical, comfortable characteristics of a water bed on which the customer enjoys a special feeling of easiness. Additionally the integrated heating provides cushy warmth.

This concept is completed by the employment of the successful RGB high grade LED technology. For creating an exclusive look and a warm atmosphere underneath the lying area illuminating the floor and the side parts of the MLW. For colour treatment parts of the water cushions are also illuminated.

The different colours can be chosen separately or change automatically between 9 different colours.

Technical details

Height: 54 cm - 90 cm
Length: 202 cm
Width of base: 55 cm
Width of lying area: 85 cm
Lifting capacity: 160 kg
Carrying capacity: approx. 180 kg





MLW

This very attractive wood decoration couch is ideal for the beauty salon or spa environment. Comfortable for facials but very sturdy for heavy-duty massage. Due to the frame design at the head end, it is practical for massage where the therapist needs to mount the couch along with the client. We simply call it Massage Line Wellness MLW.

With this couch you can select the upholstery but also the base. It has a minimum height of 57 cm with 35 cm course which makes the maximum height of 92 cm. The height as well as backrest, inclination and leg support are adjustable through 4 powerful actuators. Up to 4 memory positions can be stored in the hand held device.

The couch is available in 3 widths small (76cm), medium (85cm) and large (92cm) and has a comfortable soft skin upholstery with a 10 cm thickness for maximum comfort.

The small base of 55 cm allows the therapist a wide working area. It has a 2 armrest support that can be tilted down with 2 gas lifts. The headrest can be moved by tilting up and down to give the maximum comfort to the client.

In this superb couch you can integrate different types of options that are also available on our other couch types like for example the heating in the upholstery, the massage vibrations, the music, etc.

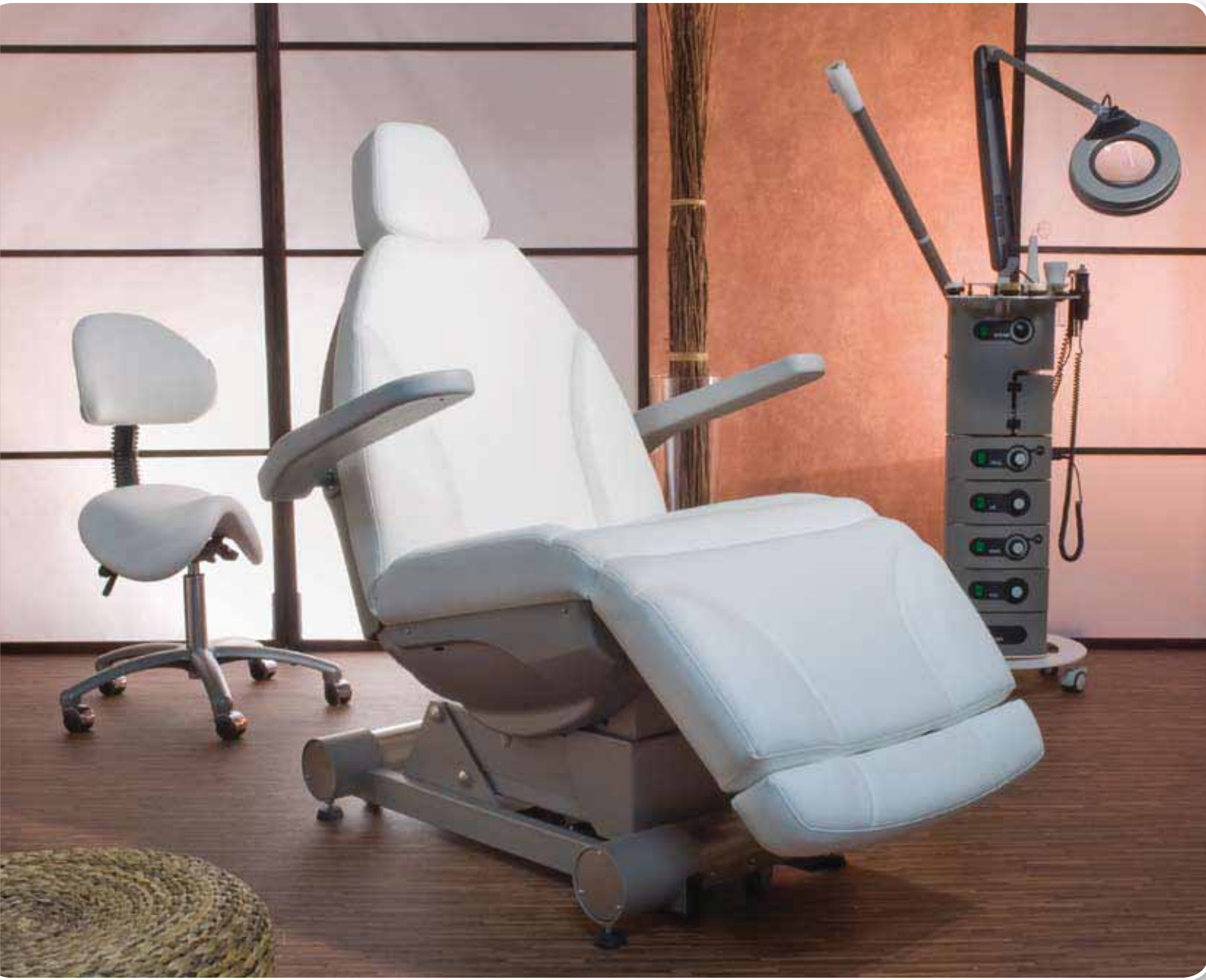
This very stable couch can be easily moved using the standard retractable wheels. By actuating a handle the couch moves up and you can move it from one place to another.

By using an additional foot pedal you can also operate the movements of the couch through this option. For instance you are able to move from one memory position to another by foot pedal.

Technical details

- Height: 57 cm - 92 cm
- Length: 205 cm
- Width: S: 76 cm / M: 85 cm / L: 92 cm
- Lifting capacity: 180 kg
- Loading capacity: 200 kg (on seating)





Beauty Cabins



Beauty Couches



Beauty Couch SLR

With 4 actuators and 4 memory positions (standard version without arm rests). Airback for lumbar support.

Technical details

- Height: 58 (48 cm tilted position) - 81 cm
- Length: 186 - 205 cm
- Width without armrests: 64 cm
- Lifting capacity: 160 kg
- Loading capacity: 180 kg (seating)



Beauty Couch SPL

With 4 actuators and 4 memory positions. Airback for lumbar support.

Technical details

- Height: 55 cm - 96 cm
- Length: 144 cm - 203 cm
- Width with/without armrests: 62 / 80 cm
- Lifting capacity: 160 kg
- Loading capacity: 160 kg (seating)



Beauty Couch SL XP

Available with 1 up to 4 actuators. Other functions with gas springs. Up to 3 memory positions in the fully electrical version. Airback for lumbar support.

Technical details

- Height: 59 cm - 90 cm
- Length: 144 cm - 203 cm
- Width with/without armrests: 62 / 80 cm
- Lifting capacity SLXP1+2 / 3+4: 135 / 160 kg
- Loading capacity: 160 kg (seating)



Beauty Couch SL

Available with 1 up to 4 actuators. Other functions with gas springs. Up to 3 memory positions in the fully electrical version. Airback for lumbar support.

Technical details

- Height: 57 cm - 88 cm
- Length: 144 cm - 208 cm
- Width with/without armrests: 62 / 80 cm
- Lifting capacity SL1+2 / 3+4: 135 / 160 kg
- Loading capacity: 160 kg (seating)



Beauty Couch LR

With 4 actuators and 4 memory positions (standard version without arm rests). Triple-Airback for lumbar and side support.

Technical details

- Height: 56 cm - 80 cm
- Length: 151 cm - 215 cm
- Width without armrests: 64 cm
- Lifting capacity: 200 kg
- Loading capacity: 200 kg (seating)



Beauty Couch Lina XP

Available with up to 4 actuators. Other functions with gas springs. The basic version is without any motor. Airback for lumbar support.

Technical details

- Height: 62 cm - 82 cm (except Basic)
- Length: 142 cm - 202 cm
- Width with/without armrests: 62 / 80 cm
- Lifting capacity: 200 kg
- Loading capacity: 200 kg (seating)



Beauty Couch Lina

Available with up to 4 actuators. Other functions with gas springs. The basic version is without any motor.

Technical details

- Height: 60 cm - 80 cm (except Basic)
- Length: 142 cm - 202 cm
- Width with/without armrests: 62 / 80 cm
- Lifting capacity: 200 kg
- Loading capacity: 200 kg (seating)





Cabins for Chiropody



Podiatry / Chiropody Couches



Chiropody Couch SPL Podo

With 3 or 5 actuators and 3 memory positions. Airback for lumbar support.

Technical details

- Height: 55 cm - 96 cm / 140 cm tilted position
- Length: 144 cm - 203 cm
- Width with/without armrests: 62 / 80 cm
- Lifting capacity: 160 kg
- Loading capacity: 160 kg (seating)



Chiropody Couch SL XP Podo

Available with 1, 2, 3 or 5 actuators. Other functions with gas springs. Up to 3 memory positions in the version with 3 and 5 actuators. Airback for lumbar support.

Technical details

- Height: 59 cm - 90 cm
- Length: 144 cm - 204 cm
- Width with/without armrests: 62 / 80 cm
- Lifting capacity
- SL XP Podo 1+2 / 3+5: 135 / 160 kg
- Loading capacity: 160 kg (seating)



Chiropody Couch SL Podo

Available with 1, 2, 3 or 5 actuators. Other functions with gas springs. Up to 3 memory positions in the version with 3 and 5 actuators. Airback for lumbar support.

Technical details

- Height: 57 cm - 88 cm
- Length: 144 cm - 208 cm
- Width with/without armrests: 62 / 80 cm
- Lifting capacity
- SL XP Podo 1+2 / 3+5: 135 / 160 kg
- Loading capacity: 160 kg (seating)



Chiropody Couch PL Podo

Available with 1 or 2 actuators. Other functions with gas springs. The seat can be turned at an angle 105° in both directions and has a seating depth of 50 cm. It can be inclined at an angle of 3 to 18°; An optimum working height up to 120 cm can be reached. When the seat angle inclination is adjusted, the backrest is automatically adjusted as well in a 1 : 2.5 ratio. The legrests can be swivelled sideways through approx. 90° and extended by 16 cm.

Technical details

- Height: 54 cm - 94 cm
- Width with / without armrests: 48 / 64 cm
- Lifting capacity: 160 kg
- Loading capacity: 160 kg (seating)



Chiropody Couch LR Podo 5

With 5 actuators and 3 memory positions (standard version without arm rests). Triple-Airback for lumbar and side support.

Technical details

- Height: 56 cm - 80 cm
- Length: 151 cm - 215 cm
- Width without armrests: 64 cm
- Lifting capacity: 200 kg
- Loading capacity: 200 kg (seating)



Chiropody Couch Lina XP

Available with 0 (basic), 1, 2, 3 or 5 actuators. Other functions with gas springs. The basic version is without any motor. Airback for lumbar support.

Technical details

- Height: 62 cm - 82 cm (except Basic)
- Length: 142 cm - 202 cm
- Width with/without armrests: 62 / 80 cm
- Lifting capacity: 200 kg
- Loading capacity: 200 kg (seating)





Chiropody Couch Lina

Available with 0 (basic), 1, 2, 3 or 5 actuators. Other functions with gas springs. The basic version is without any motor.

Technical details

- Height: 60 cm - 80 cm (except Basic)
- Length: 142 cm - 202 cm
- Width with/without armrests: 62 / 80 cm
- Lifting capacity: 200 kg
- Loading capacity: 200 kg (seating)





Massage Table MLK PHYSIO

The MLK PHYSIO Massage table with fast and easy electrical height and tilting adjustment. The motors are operated with a hand-held control panel. The adjustment of the head and arm rests is controlled by gas springs. The head arms support can be lowered up to 22cm.

Depending on the massage position the headrest can be inclined up to approx. 45° up- and downwards.

The seat tilt is electrical operated with an actuator and can reach 28°.

Technical details

- Height: 61 cm - 91 cm
- Length: 200 cm
- Width: 70 cm
- Length headrest: 45 cm
- Length upper lying area: 50 cm
- Length lower lying area: 105 cm
- Lifting capacity: 135 kg
- Loading capacity: 160 kg

Massage Tables



Massage Table MLK /ABS

The MLK ABS Massage table with fast and easy electrical height adjustment. The motor is operated with a hand-held control panel. The adjustment of the head and arm rests is controlled by gas springs. The head arms support can be lowered up to 22cm. The headrest can be inclined up to approx. 45° up- and downwards.

Technical details

- Height: 61 cm - 91 cm
- Length: 200 cm
- Width: 70 cm
- Length headrest: 45 cm
- Length lying area: 155 cm
- Lifting capacity: 135 kg
- Loading capacity: 160 kg



Massage Table MLK

MLK Massage tables with fast and easy electrical height adjustment. The motor(s) is(are) operated with a hand-held control panel. The MLK Massage tables are available with 1 or 2 actuators. The adjustment of the headrest can be controlled by gas spring (default) or by an electrical motor (option). The headrest can be inclined up to approx. 30° up- and downwards.

Technical details

- Height: 61 cm - 91 cm
- Length: 196 cm
- Width: 70 cm
- Length headrest: 42 cm
- Length lying area: 152 cm
- Lifting capacity: 135 kg
- Loading capacity: 160 kg



Massage Table MLL

MLL Massage tables with fast and easy electrical height adjustment. The motor(s) is(are) operated with a hand-held control panel. The MLL Massage tables are available with 1 or 2 actuators. The adjustment of the headrest can be controlled by gas spring (default) or by an electrical motor (option). The headrest can be inclined up to approx. 75° upwards

Technical details

- Height: 61 cm - 91 cm
- Length: 196 cm
- Width: 70 cm
- Length headrest: 67 cm
- Length lying area: 127 cm
- Lifting capacity: 135 kg
- Loading capacity: 160 kg



Massage Table MLS

The table comes with an extreme range of 50 cm and as a result an extreme low access height of 56 cm. The upholstery is concavely shaped and sewn in one piece. The backrest is electrically adjustable approx. 75° upwards. The massage table is approved to be used in medical rooms. A handheld remote control is included by default.


Technical details

- Height: 56 cm - 106 cm
- Length: 200 cm
- Width: 70 cm
- Length headrest: 55 cm
- Length lying area: 145 cm
- Lifting capacity: 160 kg
- Loading capacity: 160 kg

Options



	MLW F1	MLW/MLW Amphibia	SPL	SL XP	SL	LR
Airback	✓	✓	✓	✓	✓	✓
Smart-Thermo	✓	✓	✓	✓		✓
Vibro-Wellness	✓	✓	✓	✓		✓
Color-upholstery	✓	✓	✓	✓	✓	✓
Bi/Tri-Color-upholstery			✓	✓		✓
Dentalax	✓	✓	✓	✓	✓	✓
Color-Dentalax	✓	✓	✓	✓	✓	✓
Bi/Tri-Color-Dentalax			✓	✓		✓
Logo embroidered on Dentalax	✓	✓	✓	✓	✓	✓
Multi-function device without headrest			✓			✓
XL-extension			✓	✓	✓	✓
Color-XL-extension			✓	✓	✓	✓
Bi/Tri-Color-XL-extension			✓	✓		✓
Audio-Relax-headrest	✓	✓	✓	✓	✓	✓
Rotonde (+ 2 cm)			✓	✓	✓	
Color shells	✓	✓	✓	✓	✓	✓
Wood decoration	✓	✓	✓			
castors	✓	✓	✓	✓	✓	✓
Foot-switsh	✓	✓	✓	✓		✓
Spline safety facility	✓	✓	✓	✓	✓	✓
Override-function	✓	✓	✓	✓	✓	✓



Lina XP	Lina	SLR	SLRmed	Gharieni med	MLK	MLL	MLS / Physio
✓		✓	✓				
✓		✓			✓	✓	
		✓					
✓	✓	✓	✓	✓	✓	✓	✓
✓		✓					
✓	✓	✓	✓	✓	✓	✓	✓
✓	✓	✓	✓	✓	✓	✓	✓
✓		✓					
✓	✓	✓					
✓	✓	✓	✓				
✓	✓	✓					
✓		✓	✓				
✓	✓						
✓	✓						
✓		✓					
✓	✓	✓			✓	✓	✓
✓	✓			✓	✓	✓	✓
		✓	✓		✓	✓	✓
		✓	✓	✓	✓	✓	✓
✓	✓				✓	✓	

Treatment Towers



Gharieni Beauty Workstation Wankel Type

This modular compact workstation gives you the possibility to work professionally with high quality products.

The beauty workstation includes our Alu-vap steamer, the power block and drawers.w

The treatment tower can be extended with the following options:

- Iono
- Vac/Spray
- Brush
- Magnifying lamp
- Hot/Cold applicator
- High-frequency unit
- Herbal steamer
- Colour therapy
- Hygienic bin with holder
- Wooden base



Gharieni Server

Available also in titanium or white colour. The Server is a therapy tower which, in spite of its compact build, is a modular system in which all individual components can be replaced and added.

The control panel and server desk help you to keep all the necessary handpieces and accessories handy at all times. With its virtually unlimited combination possibilities, the Server makes it easy for you to put together the perfect arrangement and it always provides you with the equipment you need, also if you decide to extend.

Possible functions:

- Vac/Spray
- Iono
- High-frequency
- Peeling
- Hot/cold unit
- Steamer Aluvap
- Tray
- Magnifying lamp
- Herb treatment
- Coloured light treatment



Gharieni Treatment Tower Twin

This version of the treatment tower Gharieni Twin is only one of a huge number of possibilities. With this novel and flexible kind of treatment tower you can assemble your individual tower from the units stated below. Apart from our established possibilities of equipment, the Gharieni Twin offers quite more room for individuality. The bottoms of the trays are changeable. You can choose between glass and wood.

The Gharieni Twin can be equipped with the following features:

- Power-Block
- Vac/Spray
- Iono
- High-frequency
- Peeling
- Hot/cold unit
- Steamer Aluvap
- Tray with glass bottom and bracket
- Magnifying lamp
- Herb treatment
- Turnable drawer
- Coloured light treatment
- Hygienic bin incl. bracket



Gharieni Therapy Tower GlaStyle

The GlaStyle therapy tower with its decorative glass panels and elegant retaining edge always keeps your products and accessories handy for you. This therapy tower stands out thanks to its transparent glass design and its unbeatable functionality.

All glass panels can be turned to the working positions of your choice.

The GlaStyle can be equipped with the following features:

- Steamer Aluvap
- Tray with glass bottom and bracket
- Magnifying lamp
- Herb treatment
- Coloured light treatment
- Hygienic bin incl. bracket

The three decorative glass panels offer plenty of room for accessories. Everything you need always within easy reach.



Gharieni Therapy Tower Junior

The offspring of the AluVap is very respectable. The AluVap Junior offers perfect function with elegant design.

Also the Junior offers the possibility of changeable trays to afford even more wellness flair in your studio.

With the exclusively colour-adapted magnifying lamp the tower shows a perfect optical unit. The tower can be easily extended with up to three trays. That offers more room for accessories as well as the tray below which is integrated in the base not to waste any space. Not only decorative, but also functional are the rails of the tray of this younger generation. For newcomer the Junior provides an optimal and stylish basic equipment.

Room Arrangements



Gharieni GlaStyle Equipment Trolley

The GlaStyle equipment trolley with its decorative glass panels and elegant guard rail always keeps the handpieces handy for you. This equipment trolley stands out due to its transparent design and easy maintenance. It features swivelling decorative glass panels, a chrome-plated guard rail and smooth casters. All glass panels can be turned to the working positions of your choice.

- With decorative glass panels and guard rail to stop things falling off
- Consumables as required Glass Desk

Three decorative glass panels offer plenty of room for accessories. Everything you need always within easy reach.

Accessory slots offer room for various accessories including:

- Brushes
- Towels
- etc



Equipment Trolley CabiLine

The Gharieni CabiLine equipment trolley offers lots of space. With two or three large storage panels and large easy-running casters with brake function. The many extra options such as drawers and magnifying lamps make this trolley truly multi-talented.

CabiLine with 2 shelves

- Depth - 40 cm / height - 82 cm
- Lower shelf in 20 cm height
- Upper shelf in 70 cm height

Small 40 cm: Art. 42123

Large 60 cm: Art. 42124

CabiLine with 3 shelves

- Depth - 40 cm / height - 89 cm
- Lower shelf in 24 cm height
- Middle shelf in 50 cm height
- Upper shelf in 78 cm height

Small 40 cm: Art. 42122

Large 60 cm: Art. 42120



Wooden Trolleys Lamica HolzDecor

With two or three large storage panels and easy-running casters with brake function.

Lamica with 2 shelves

- Shelf dimension: 41 cm x 64 cm
- Lower shelf in 22 cm height
- Upper shelf in 72 cm height

Art. 42188

Lamica with 3 shelves

- Shelf dimension: 41 cm x 64 cm
- Lower shelf in 22 cm height
- Middle shelf in 56 cm height
- Upper shelf in 90 cm height

Art. 42189



Glass Trolleys Lamica GlasDecor

Glass Trolley with 2 shelves

- Shelf dimensions: 42 cm x 65 cm
- Lower shelf in 22 cm height
- Upper shelf in 70 cm height

Art. 42186

Glass Trolley with 3 shelves

- Shelf dimensions: 42 cm x 60 cm
- Lower shelf in 22 cm height
- Middle shelf in 55 cm height
- Upper shelf in 87 cm height

Art. 42187

Device for drawers

Art. 42191



Equipment Trolley Lamica DecorLine

Decorative configuration with chrome-plated steel pipe construction, large safety casters (two with brakes), enabling multiple installation options, e.g. a magnifying lamp, extra panels etc.

Lamica DecorLine with 2 shelves

- Panel surface: 42 cm x 60 cm
- Lower panel at 22 cm height
- Upper panel at 72 cm height

Art. 42180

Lamica DecorLine with 3 shelves

- Panel surface: 42 cm x 60 cm
- Lower panel at 22 cm height
- Central panel at 56 cm height
- Upper panel at 90 cm height

Art. 42185

All Lamica trolleys can be expanded with magnifying lamps, drawers, water trays, etc.



Gharieni Wankelform Equipment Trolley

The equipment trolley to match your Wankelform therapy tower, adding the finishing touch to the futuristic look of your salon.

Your salon interior is always up to date with our aluminium design. With four turnable drawers and lamp-holder.

Art. 61150

Ayurveda



Shiro Dhara Trolley

Shiro Dhara is the base for ayurvedic treatments. We developed for these treatments the so called Shiro Dhara trolley. It integrates a bowl as well as a tablet that can be fixed on different heights. The inlay of the tablet is in wenge or glas. It is also possible to add a tablet. This device can be combined with our MLW couches as well as with our ayurveda beds.



Ayurveda Bed

The wooden structure in wenge look gives a wellness character to all ayurvedic treatments. The upholstery is made of a special fabric with a polyurethane layer and is thus ideal for all treatments with massage oils. The standard bed includes a neck/knie-rol, a U-shaped headrest as well as a flat special formed inclinable headrest for better circulation of the used oil. This bed includes also an armrest under the head rest area.

The Ayurveda bed can be adjusted manually in different fixed heights from 59 to 93cm. Additionally you can get this superb bed with electrical elevation.

Technical specifications

Height: 59-93 cm
 Length: 200 cm
 Width: 85 cm



Treatment Tower Twin Shiro Dhara

The Twin treatment tower combines modern equipment technology with classic ayurvedic treatment. This treatment tower is modular and can thus include the equipments that are needed. The tablets are available with glas or wooden decor inlays.



Trolley Vario

Vario is a multifunctional trolley with closed sides. It has on the top an opening with 2 turnable tablett. It is ideal for integrating a hot stone heater. The shelves are adjustable in different heights. Thus it is possible to put any device like for example a hot or cold cabi inside. The corners are available in white, titan or black/brown color.





Manicure



Cube Select Manicure Table

- Wooden decor white or wenge
- Metal parts in white, titan and black/ brown also in chromed version available

Technical specification

Height: 79 cm
Width: 130 cm
Depth: 50 cm



Cube Select Trolley

- with casters
- Wooden decor white or wenge
- Metal parts in white, titan and black/ brown also in chromed version available

Technical specification

Height: 74 cm
Width: 41 cm
Depth: 43 cm



Cube Select Trolley

- Wooden decor white or wenge
- Metal parts in white, titan and black/ brown also in chromed version available.

Technical specification

Height: 70 cm
Width: 41 cm
Depth: 43 cm

Stools and Chairs



Saddle Seat Chair Anatomical

- Pneumatic height adjustment, 46 - 59 cm
- Rotating saddle seat
- 5-caster safety base
- Rubber-clad casters with roll/stop function
- Comfortable padded seat
- Seat angle adjustment to take the load off your thighs
- Washable sturdy upholstery
- White or coloured leatherette cover

Art. 42501 (with black base)

Also available with a longer gas spring:

- Pneumatic height adjustment, 59 - 80 cm
- Art. 42498 (with black base)**



Saddle Seat Stool Anatomical Floating

- Swinging seat
- Pneumatic height adjustment, 47 - 63 cm
- Rotating saddle seat
- 5-caster safety base
- Rubber-clad casters with roll/stop function
- Comfortable padded seat
- White or coloured leatherette cover or with breathable high tech fabric

Art. 42401

Saddle Seat Stool Anatomical Large

- With extra wide seat
- Rotating saddle seat
- 5-caster safety base
- Rubber-clad casters with roll/stop function
- Comfortable padded seat
- Washable sturdy upholstery
- White or coloured synthetic leather cover
- Pneumatic height adjustment, 59 - 80 cm

Art. 42512 (with black base)



Saddle Seat Stool Anatomical Large Air

With inflatable upholstery for a better sitting comfort and avoiding pressure marks

Art. 42412 (with black base)



Chair With Backrest And Round Seat

- Pneumatic height adjustment, 50 - 62 cm
- Rotating round seat
- 5-caster safety base
- Rubber-clad casters with roll/stop function
- Comfortable padded seat
- Washable sturdy upholstery
- White or coloured synthetic leather cover

Art. 42505 (with black base)

Option: seat angle adjustment to take the load off your thighs

Art. 42508 (with black base)

Stool Without Backrest And With Round Seat

- Pneumatic height adjustment, 50 - 62 cm
- Rotating round seat
- 5-caster safety base
- Rubber-clad casters with roll/stop function
- Comfortable padded seat
- Washable sturdy upholstery
- White or coloured synthetic leather cover

Art. 42503 (with black base)



Saddle Seat Stool Anatomical Large For Men

- With cutaway in the front area of the seat
- Rest like Art. 42512

Art. 42411 (with black base)





Chair With Backrest And Saddle Seat

- Pneumatic height adjustment, 50 - 62 cm
- Rotating saddle seat
- 5-casters safety base
- Rubber-clad casters with roll/stop function
- Comfortable padded seat
- Washable sturdy upholstery
- White or coloured synthetic leather cover

Art. 42506

Option: seat angle adjustment to take the load off your thighs

Art. 42509

Stool Without Backrest And With Saddle Seat

- Pneumatic height adjustment, 50 - 62 cm
- Rotating saddle seat
- 5-caster safety base
- Rubber-clad casters with roll/stop function
- Comfortable padded seat
- Washable sturdy upholstery
- White or coloured synthetic leather cover

Art. 42502



Chair Dentaltyp With Banana-Shaped Backrest

- Pneumatic height adjustment, 57 - 83 cm
- Rotating seat
- Extra wide 5-pointed safety base
- Comfortable padded seat and backrest
- Wide foot ring
- Washable and sturdy upholstery
- White or coloured synthetic leather cover

Art. 72100

With Floating-Version: (w/o fig.)

- The centre of gravity is shifted to create a pleasant swing effect

Art.72101



Chair Small With Armrests

- Pneumatic height adjustment, 40-53cm
- Rotating seat
- 5-pointed safety base - without casters
- Comfortable padded seat and backrest
- Washable and sturdy upholstery
- White or coloured synthetic leather cover
- Optionally with casters or fixed feet

Art. 42555

Chair Small Without Armrests

- 5-caster safety base
- Rubber-clad casters with roll/stop function

Art. 42504

Option: seat inclination adjustment

Art. 42507

Make-Up Chair Small With Armrests

- Pneumatic height adjustment, 57-83cm
- Rotating seat
- Extra wide 5-pointed safety base
- Comfortable padded seat and backrest
- Wide foot ring
- Washable and sturdy upholstery
- White or coloured synthetic leather cover

Art. 42076



Chair Advance With Armrests

- Pneumatic height adjustment, 50 - 63 cm
- Rotating seat
- 5-caster safety base
- Rubber-clad casters with roll/stop functions
- Ergonomically shaped backrest
- Weight-dependent seat and backrest suspension
- White or coloured synthetic leather cover

Art. 42517

Chair Advance Without Armrests* (w/o fig.)

Art. 42519

Make-Up Chair Advance With Armrests

- Pneumatic height adjustment, 57 - 83 cm
- Rotating seat
- Extra wide 5-pointed safety base
- Rubber-clad casters with roll/stop functions
- Ergonomically shaped backrest
- Weight-dependent seat and backrest suspension
- White or coloured synthetic leather cover
- Wide foot ring

Art. 42075

Apparative Cosmetics AluStyle

The Brand New Treatment Machines AluStyle by Gharieni

With exclusive Wankelform-design and precious titanium look.

These professional devices are recommended for separate use on tables. The illumination all around powered by newest LED technology is not only for eye-catching, it also indicates that the machine is in operation.

Every single device suggests professionalism and elegance and it is available with a lot of accessories.




Vac/Spray Unit AluStyle

Incl. round vacuum glass, flat vacuum glass, curved vacuum glass, big and small cupping glass, two spray bottles and hose set.



High Frequency Unit AluStyle

Incl. 20 mm and 45 mm mushroom electrode, 1 neck and 1 indirect electrode.



Galvanic Unit AluStyle

Incl. contact handle and two ionto rollers.



Rotary Brush Unit AluStyle

Incl. 1 soft brush 20 mm, one soft brush 45 mm, 1 firm brush 45 mm, 1 grinder and 1 sponge holder incl. 10 sponges.

Podiatry Device Lambda Spray

This development combines all our experience and your requirements for a pedicure machine with wet technique. This state-of-the-art pedicure machine with its high-quality handpiece, which is available with or without a light function, can both be used in the pedicure salon and for mobile applications. The compact shape and the many practical functions make this spray machine into an excellent treatment unit. The control module, designed specifically for this spray device enables you to switch the functions on or off without touching the machine or the buttons, thanks to the proximity switch which will react to your movements. The speed of up to 40,000 revolutions per minute (rpm) can be easily and continuously regulated using the rotary switch on the front panel. The colour LED indicators inform you about the current speed setting. You can adjust the spray volume using the three-position switch and you can determine the direction of rotation of the tool using a toggle switch.

The housing was designed to facilitate the transport by hand. There is a practical handpiece holder on the side enabling two positions of the handpiece: vertical for transport and inclined for working. This way the handpiece will always be in the best position. You will find a large water reservoir on the other side. This is easily accessible and can be removed for filling and cleaning. Replacing the cutters on the precision handpiece is just as easy: it is only a matter of opening the tool holder. The light option enables you to direct the light at the spot you are working on. The machine can be operated with distilled water or with our Aquahol mixture.

Technical details

- Up to 40,000 rpm
- Titanium-coated handpiece with integrated spray nozzle and optional light
- Continuous speed regulation with LED indication
- Clockwise / Counterclockwise rotation
- Micro-motor and spray intensity separately adjustable; with „no-touch“ switch operation
- H – 21 cm / W - 33 cm / D - 17.5 cm
- Max. power: 100 W
- Weight: approx. 3.2 kg

Art. 33151 without light
Art. 33152 with light

Accessories

Contra angle with 1:5 ratio:

- Up to 200,000 rpm.
- Without light Art. 33156
- With light Art. 33155

Only to be used with cutters having a diameter not exceeding 1.6 mm.



Gharleni GmbH
Gutenbergstr. 40
D - 47443 Moers
Phone: +49 - 28 41 - 88 300 - 164
Fax: +49 - 28 41 - 88 300 - 964
Email: export@gharleni.de
www.gharleni.de

